

# SIEDA'S COUNTIES



## Sieda Community Action 2021 Client Demographics

County Households Served: 6,556


County Individuals Served: 14,085

Percentage of Population Served by Sieda: 12.6%

### Sources of Family Income

Income Sources

Households



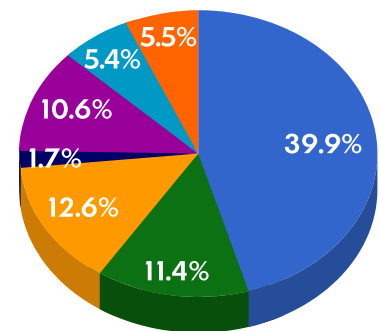
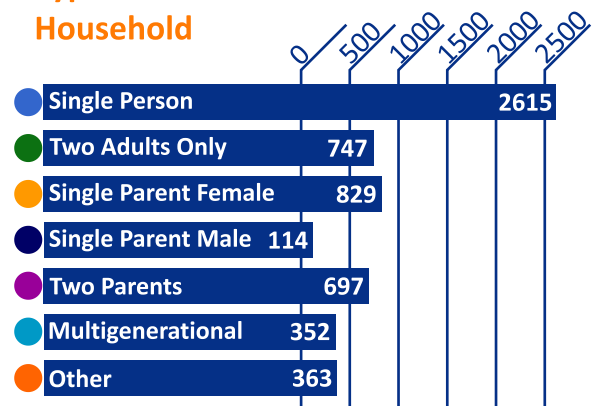
Households Owned: 2350

Housholds Renting: 4021

### Family Type

Type of Household

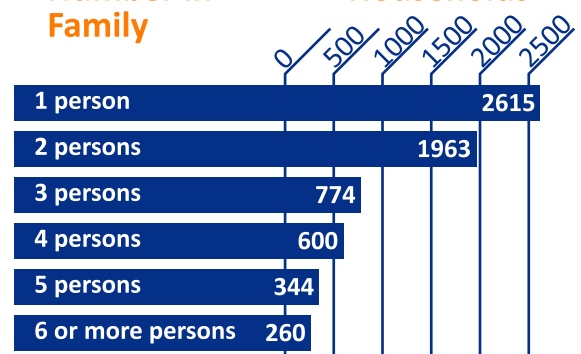
Households



### Household Family Size

Number in Family

Households



# SIEDA'S COUNTIES

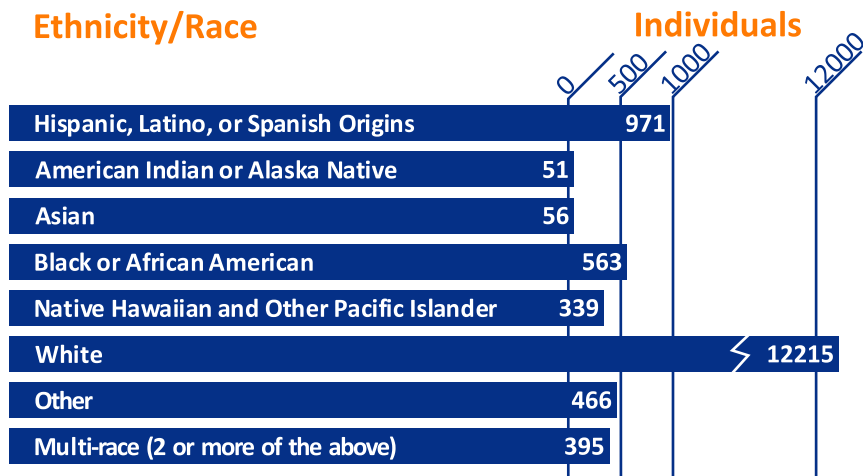


## Sieda Community Action 2021 Client Demographics

### Individuals Served

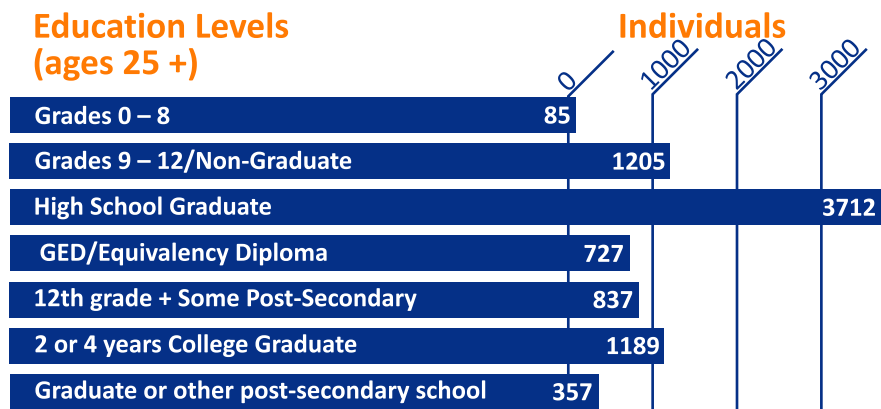
#### Ethnicity/Race of Individuals Served

##### Ethnicity/Race



#### Education Levels of Individuals Served

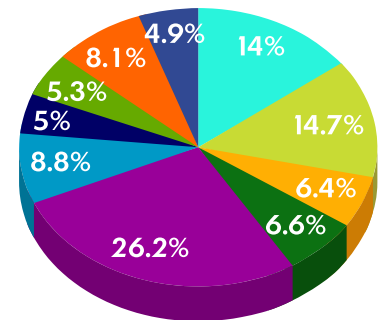
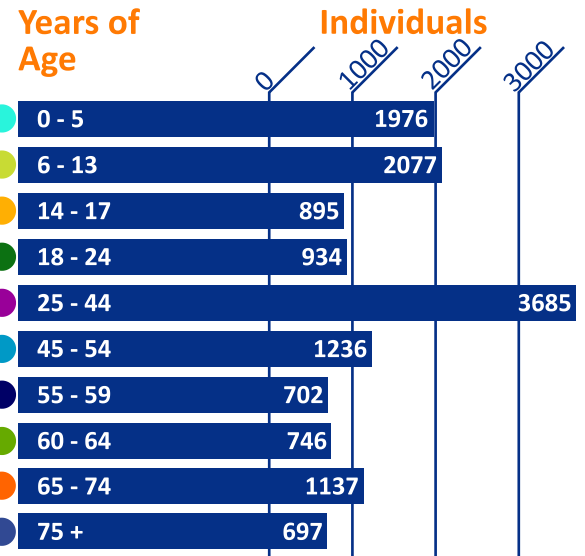
##### Education Levels (ages 25 +)



**Veteran:** 405

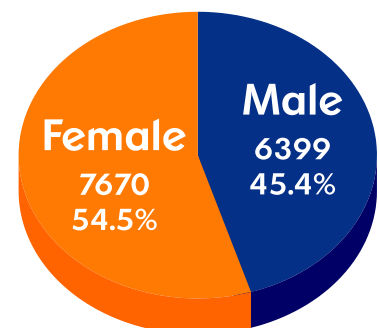
**Individuals Retired:** 1426

#### Ages of Individuals Served



**Disabling Condition:** 1969

**Health Insurance** 11991





## Sieda Community Action 2021 Client Demographics and Services Provided

Family Income by Percent of Poverty (100% = Poverty Line)

