

# MAHASKA COUNTY



## Sieda Community Action 2021 Client Demographics

County Households Served: **853**


County Individuals Served: **1847**

Percentage of County  
Population Served by Sieda: **8.4%**

### Sources of Family Income

Income Sources

Households



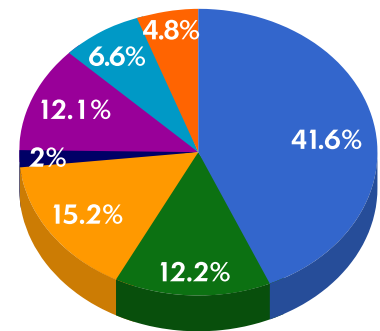
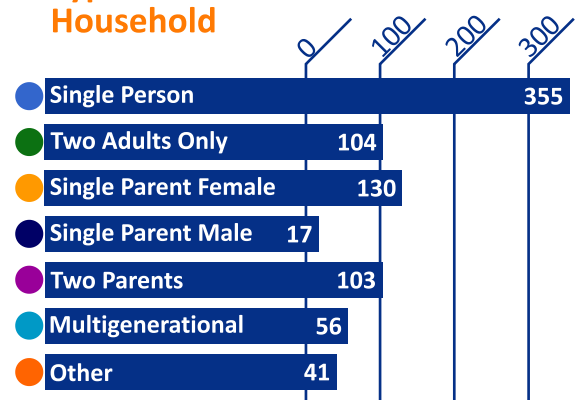
Households Owned: **283**

Housholds Renting: **556**

### Family Type

Type of Household

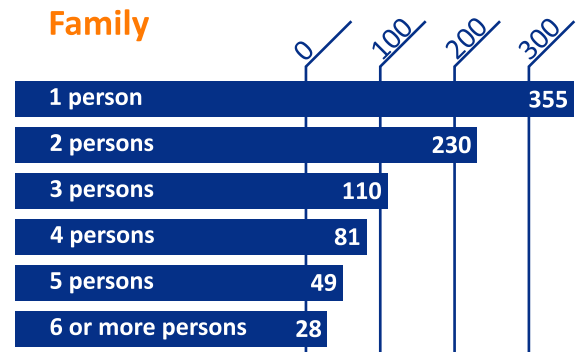
Households



### Household Family Size

Number in Family

Households

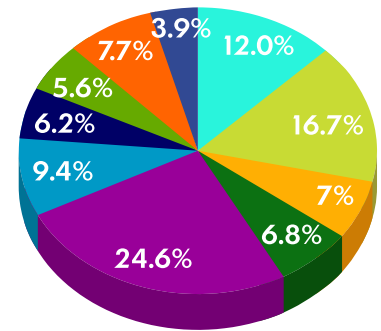
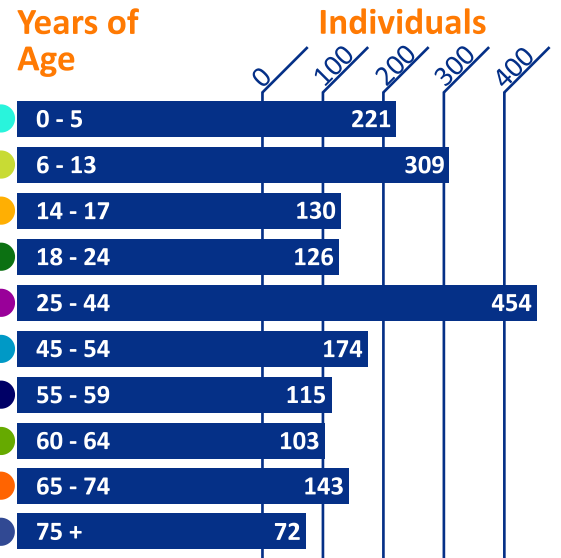


# MAHASKA COUNTY




## Sieda Community Action 2021 Client Demographics

### Ages of Individuals Served

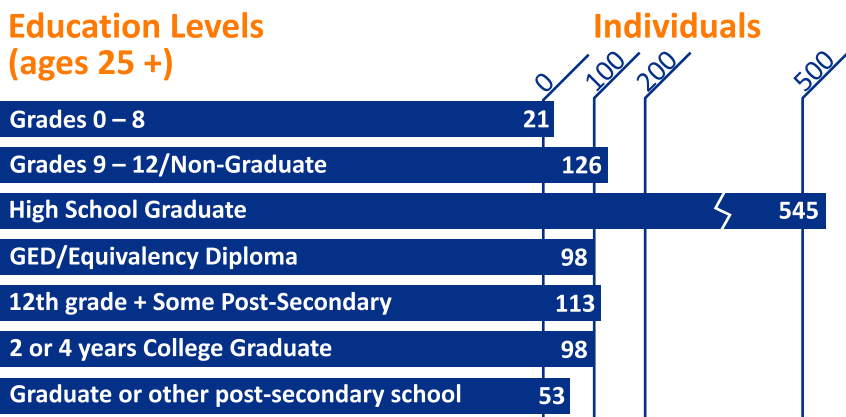


### Individuals Served

### Ethnicity of Individuals Served



### Education Levels of Individuals Served

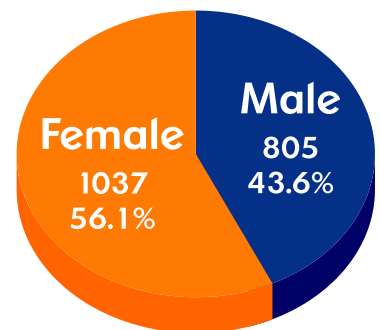


Disabling Condition: 153

Health Insurance 1718

Veteran: 40

Individuals Retired: 163





## Sieda Community Action 2021 Client Demographics and Services Provided

### Family Income by Percent of Poverty (100% = Poverty Line)

